

**MOORHEAD FIRE  
DEPARTMENT  
2015  
ANNUAL REPORT**



# TABLE OF CONTENTS

Mission Statement.....	2
Organizational Chart .....	3
Suppression Report.....	4
Training Report .....	5
Staffing Report .....	6
NFPA Report.....	6
2015 Notes.....	8

## Mission

The Mission of the Moorhead Fire Department is to provide our community with trusted and dedicated professionals who work to ensure a high level of public safety through education, cooperation, and incident response.

## Vision

The Moorhead Fire Department will be recognized by our community as an excellent and progressive fire & rescue provider while partnering with the region to improve the safety of all.

## Values

**Professionalism:** Being part of a highly skilled, competent fire department that portrays good character and is respectful to everyone.

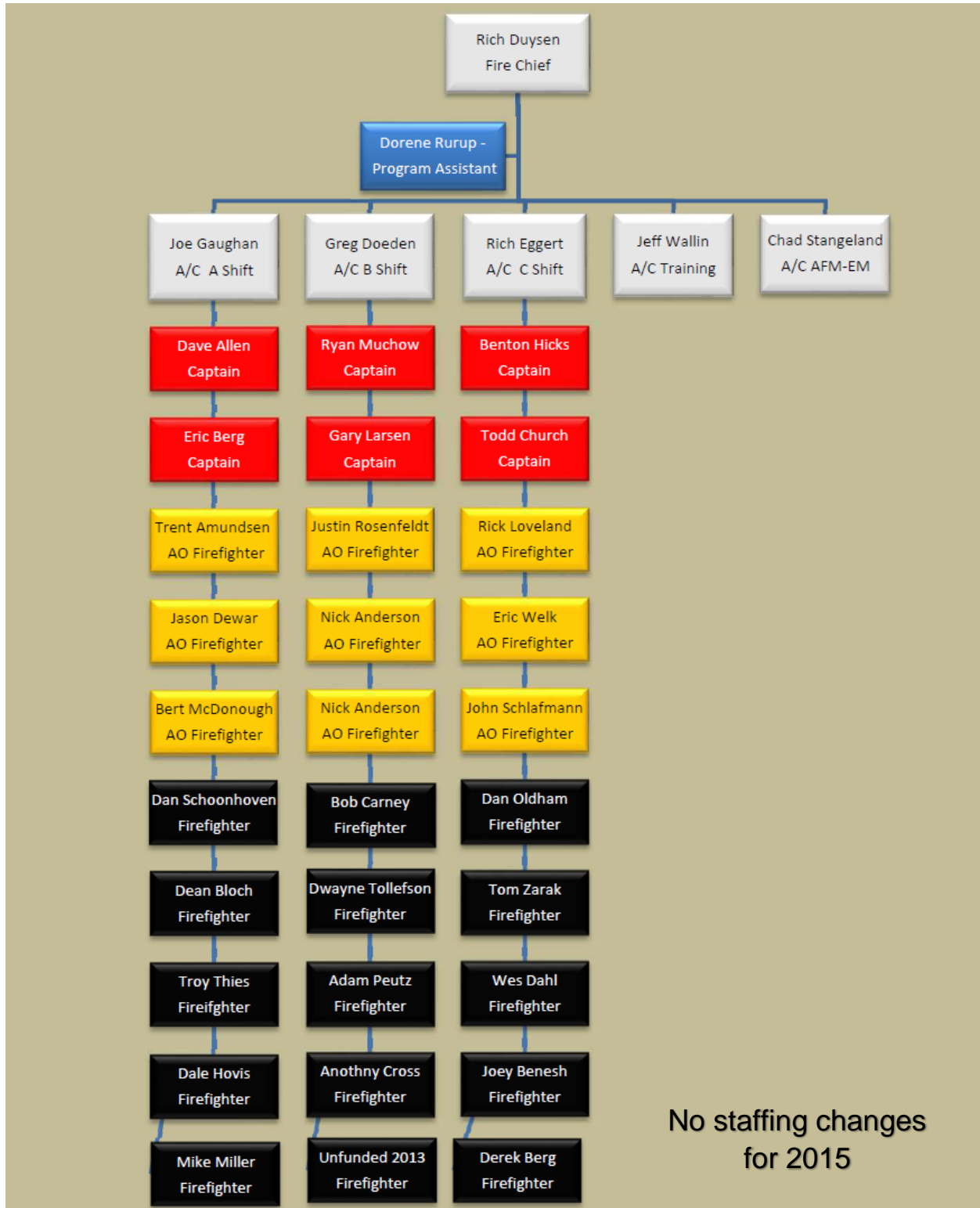
**Responsibility:** Being accountable for the things within our member's or our department's control.

**Integrity:** Steadfastly adhering to high moral principles and professional standards.

**Cooperation:** Working together to achieve common goals as one department.

**Dedication:** Devoted to the fire department, its members and the community to provide the highest level of service that is reasonably achievable.

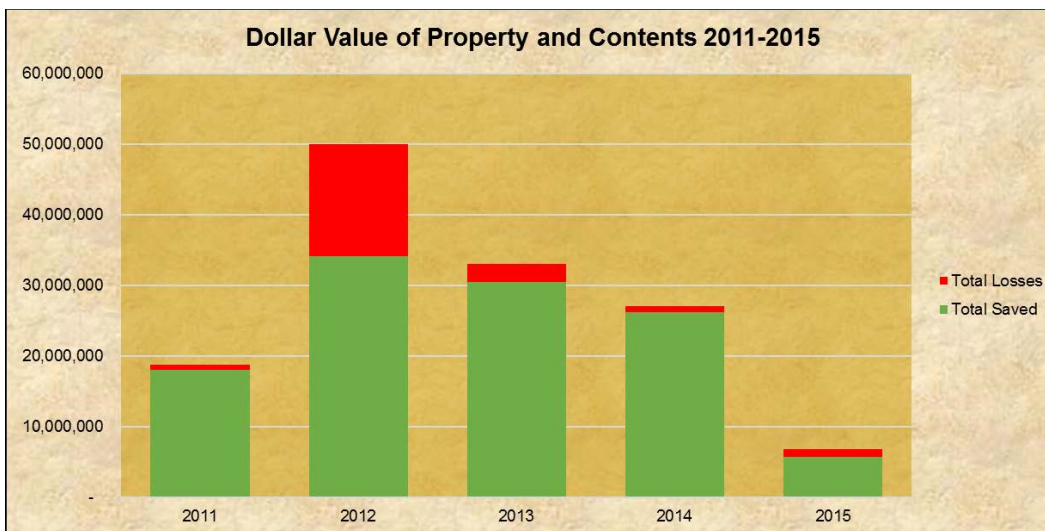
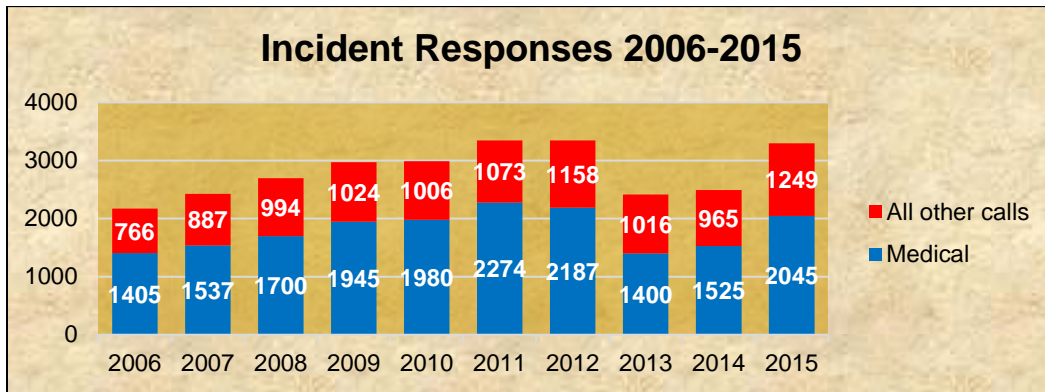
# ORGANIZATIONAL CHART



No staffing changes  
for 2015

# SUPPRESSION REPORT

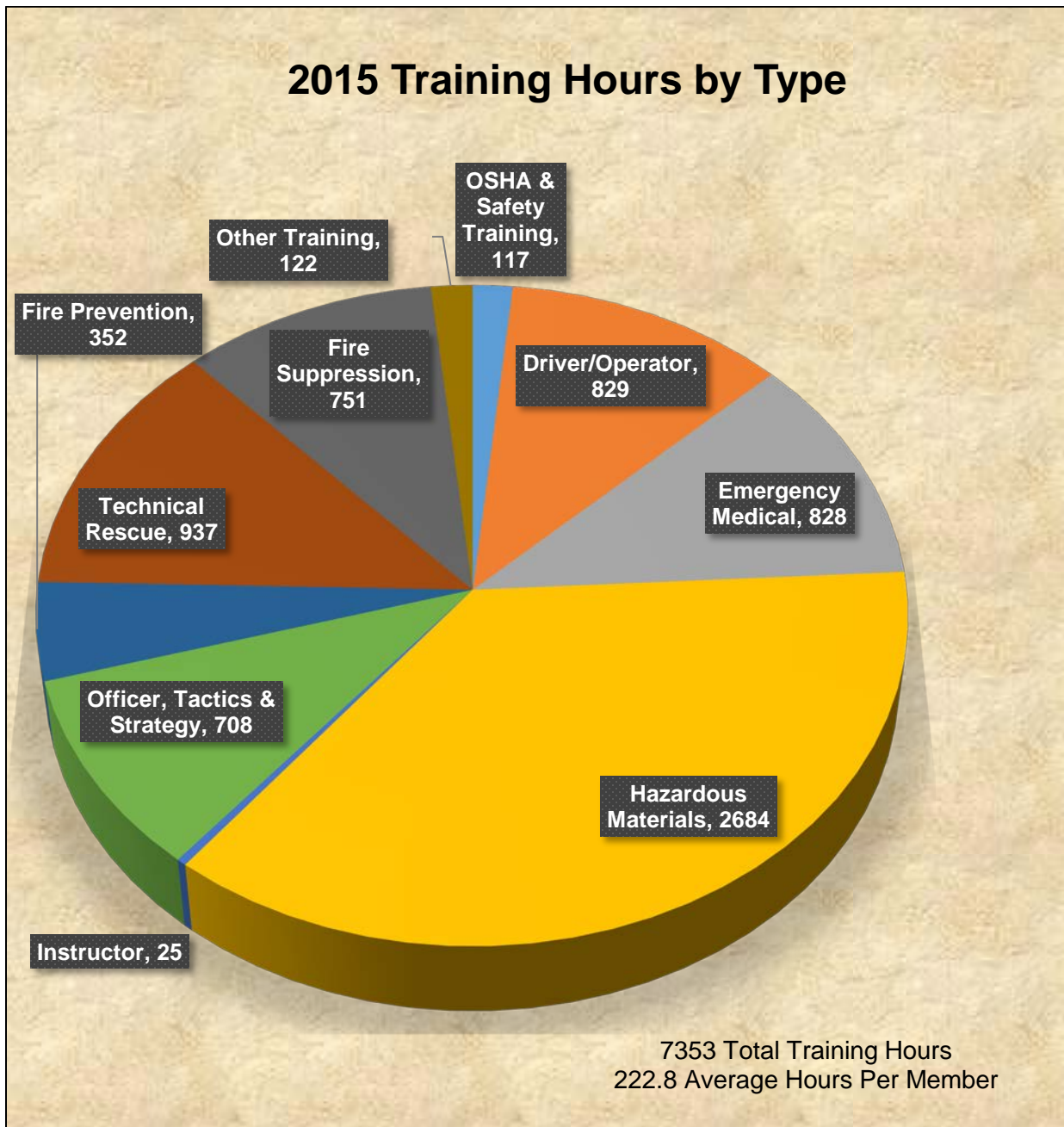
There were 3,294 emergency responses in 2015. This is an increase of 32.29%, as compared to the total of 2,490 in 2014. This large change in responses was due in part to a policy shift for emergency medical calls. For the previous two years, dispatchers asked a series of questions to screen and classify the nature and severity of the incident. Moorhead Fire did not respond to medical calls that involved little to no risk of being life-threatening. An unintended consequence of this was a considerable delay in dispatching fire to life-threatening medicals while the series of questions were being asked. The procedure was changed to dispatch fire after only a few questions to reduce response times while additional questions were being asked. We responded to more minor medicals, but decreased our response time to serious medicals where time is critical. The stacked bar graph below represents the 10-year trend of our incidents. More detailed incident response information may be found in the NFPA report at the end of this annual report.



Year	2011	2012	2013	2014	2015
Total Losses	703,763	15,225,456	2,445,164	719,536	1,062,710
Total Value	18,734,424	49,965,790	32,987,948	27,014,655	6,742,500
Total Saved	18,030,661	34,740,334	30,542,784	26,295,119	5,679,790

# TRAINING REPORT

In 2015 we completed 7353 total contact hours of training across the many disciplines required to maintain our proficiency and ability to respond to the variety of hazards that face our community.



# NFPA REPORT

The following are the applicable statistical sections of the 2015 NFPA report that are used by the Moorhead Fire Department.

## NATIONAL FIRE PROTECTION ASSOCIATION FIRE EXPERIENCE REPORT

### MOORHEAD FIRE DEPARTMENT

January 2015 to December 2015

<b>Part II: MAJOR FIRES</b>			
Date	Name of Occupant or Owner, Property Use, and Address	Number of Civilian Fire Deaths	Property Loss
4/29/2015	Multifamily dwelling 3010 18TH ST S	0	\$430,000.00
10/19/2015	Residential, other 934 41ST AVE S	0	\$153,400.00
12/25/2015	1 or 2 family dwelling 626 10TH ST N	0	\$140,000.00

<b>Part IV: BREAKDOWN OF FALSE ALARM RESPONSES</b>	
Types of False Alarm	Number of Incidents
1. Malicious, Mischievous False Call	36
2. System Malfunction	112
3. Unintentional	277
4. Other False Alarm	13

<b>Part V: INTENTIONALLY SET FIRES IN STRUCTURES AND VEHICLES</b>				
	Number Of Fires	Number of Civilian Fire Casualties		Estimated Property Damage
		Deaths	Injuries	
1. Structure Fires Intentionally Set	2	0	0	\$455,000.00
2. Vehicle Fires Intentionally Set	0	0	0	\$0.00

**Part III: BREAKDOWN OF STRUCTURE FIRES AND OTHER FIRES AND INCIDENTS**

A. Fires In Structures By Fixed Property Use (Occupancy) (all in Section A are Incident Type 110-129)	Number Of Fires	Number of Civilian Fire Casualties		Estimated Property Damage
		Deaths	Injuries	
1. Private Dwellings	7	0	0	\$251,600.00
2. Apartments	10	0	0	\$548,000.00
3. Hotels and Motels	0	0	0	\$0.00
4. All Other Residential	2	0	0	\$153,450.00
5. TOTAL RESIDENTIAL FIRES	19	0	0	\$953,050.00
6. Public Assembly	2	0	0	\$19,500.00
7. Schools and Colleges	0	0	0	\$0.00
8. Health Care/Penal Institutions	0	0	0	\$0.00
9. Stores and Offices	0	0	0	\$0.00
10. Industry/Utility/Defense/Labs/Manufacturing	0	0	0	\$0.00
11. Storage in Structures	1	0	0	\$30,000.00
12. Other Structures	1	0	0	\$0.00
13. TOTAL STRUCTURE FIRES	23	0	0	\$1,002,550.00
14a. Highway Vehicles	9	0	0	\$55,550.00
14b. Other Vehicles	4	0	0	\$3,100.00
15. Non-Structure/Non-Vehicle	3	0	0	\$1,500.00
16. Brush/Grass/Wildland	8	0		
17. Rubbish/Dumpsters	9	0		
18. All Other Fires	1	0	0	\$10.00
19. TOTAL FOR FIRES	57	0	0	\$1,062,710.00
20. Rescue/Emergency Medical Responses	2,042			
21. False Alarms	438			
22. Mutual Aid Given	9			
23a. Hazmat Responses	50			
23b. Other Hazardous Responses	39			
24. All Other Responses	659			
25. TOTAL FOR ALL INCIDENTS	3,294			

	Number of Confined Fires	Number of Nonconfined Fires
5. Residential Fires (line 5 above)	6	13
13. Structure Fires (line 13 above)	8	15

## 2015 NOTES

- Oakport Tract 2 Annexation began January 1, 2015
- Resolution to approve submittal of Application for SAFER Grant, February 23, 2015
- American Red Cross Smoke Detector Program - Partner with the Red Cross to provide and install smoke detectors at Mobile Manor and Bennett Park on 09/15/2015
- Open House, October 11, 2015
- Resolution to approve submittal of Application for the MN Fire Department Turnout Gear Washer/Extractor Award Program, October 26, 2015
- Resolution to adopt the Clay County Emergency Operations Plan, 11/09/2015
- Assistant Fire Marshal Position Opening Posted 11/20/15 – Ending 12/18/2015
- Chad Stangeland completed the Executive Fire Office Program at the National Fire Academy

### Gone But Not Forgotten

- Retired Fire Chief Marlan (Marly) Anderson passed away on August 12, 2015.

### Grants

- Minnesota Department of Public Safety State Fire Marshal Division (12/0/2015-06/30/2016) for a total of \$8,487.00 (65% Grant for \$5,645.89 and 35% City for 2,841.11) to purchase a Turnout Gear Washer / Extractor, November 30, 2015
- Hazmat
  - 2014 Hazardous Materials Emergency Preparedness (HMEP) Grant (03/01/2015-09/30/2015) for \$8,480 (80% State for \$6,784 and 20% City for \$1,696) for Hazmat ERT members to attend four day Hazmat Conference on May 28<sup>th</sup> thru May 31, 2015, in Baltimore, MD on hazardous materials emergencies involving transportation
  - State of Minnesota Public Safety, Division of Homeland Security and Emergency Management Two Year Extended Contract (Amendment #2)
    - 1<sup>st</sup> Year (10/01/2014-09/30/2015) for \$145,000.00
    - 2<sup>nd</sup> Year (10/01/2015-09/30/2016) for \$145,000.00