

**MOORHEAD FIRE
DEPARTMENT
2017
ANNUAL REPORT**



TABLE OF CONTENTS

Mission Statement.....	2
Organizational Chart	3
Suppression Report.....	4
Training Report	5
Staffing Report	6
NFPA Report.....	7
2017 Notes.....	9

Mission

The Mission of the Moorhead Fire Department is to provide our community with trusted and dedicated professionals who work to ensure a high level of public safety through education, cooperation, and incident response.

Vision

The Moorhead Fire Department will be recognized by our community as an excellent and progressive fire & rescue provider while partnering with the region to improve the safety of all.

Values

Professionalism: Being part of a highly skilled, competent fire department that portrays good character and is respectful to everyone.

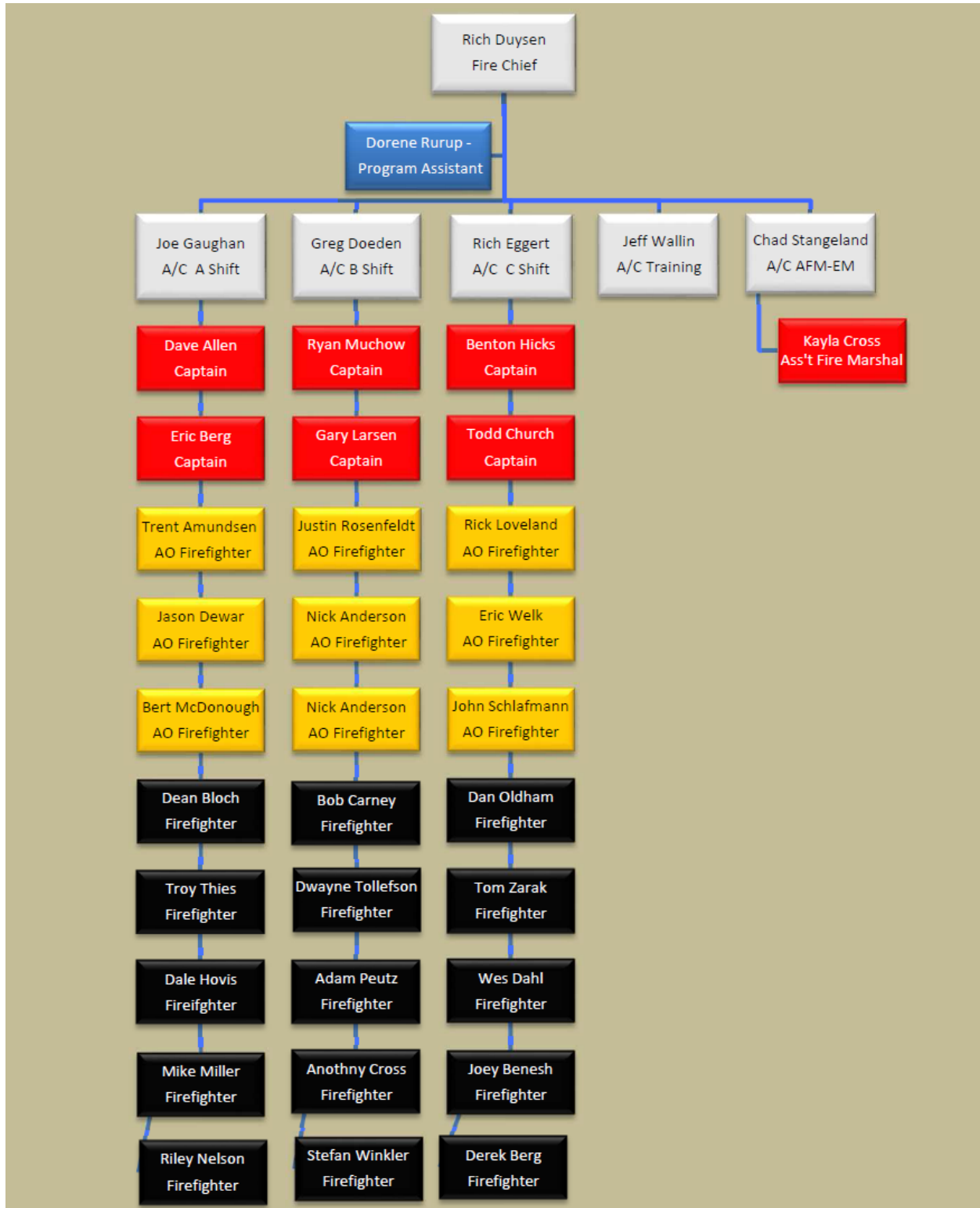
Responsibility: Being accountable for the things within our member's or our department's control.

Integrity: Steadfastly adhering to high moral principles and professional standards.

Cooperation: Working together to achieve common goals as one department.

Dedication: Devoted to the fire department, its members and the community to provide the highest level of service that is reasonably achievable.

ORGANIZATIONAL CHART



STAFFING REPORT

RETIRED



Greg Doeden
Assistant Chief
1/1/84 – 5/29/17



Joe Gaughan
Assistant Chief
4/16/85 – 4/29/17



Dan Schoonhoven
Firefighter
12/30/91 – 2/24/17



Ryan Muchow
Captain
3/10/03 – 3/23/17
Now Fergus Falls Fire Chief

PROMOTED



Gary Larsen
Assistant Chief
7/3/17



Benton Hicks
Assistant Chief
7/5/17



Rick Loveland
Captain
7/2/17



Trent Amundsen
Captain
7/5/17



Justin Rosenfeldt
Captain
7/8/17

HIRED FIREFIGHTERS



Stefan Winkler
2/27/17



Riley Nelson
2/28/17



Mark Olson
6/5/17



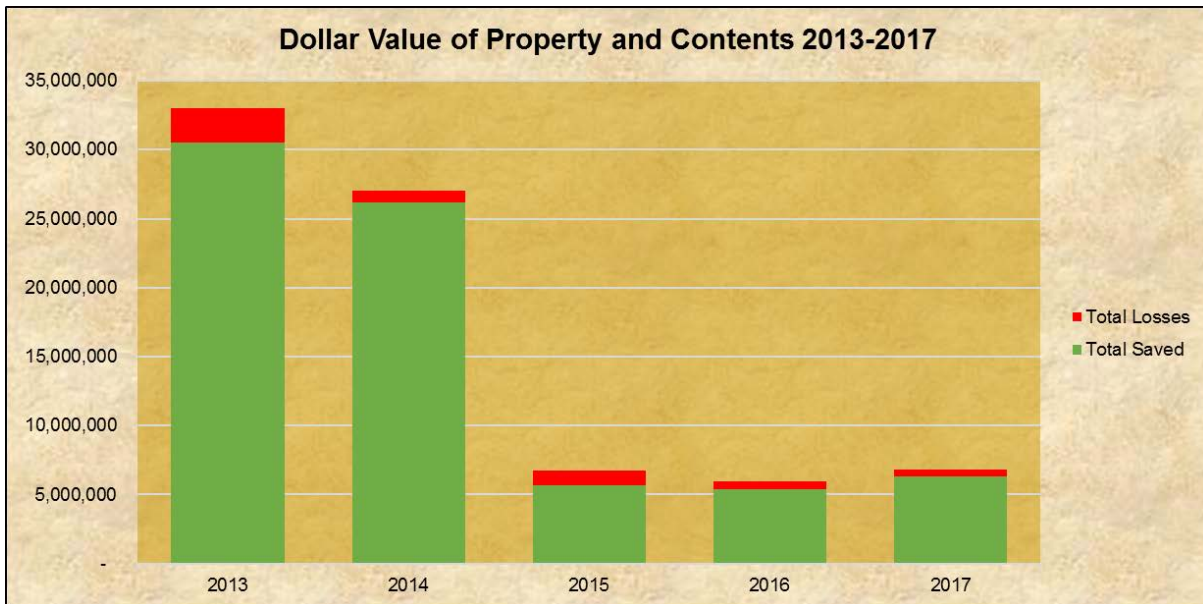
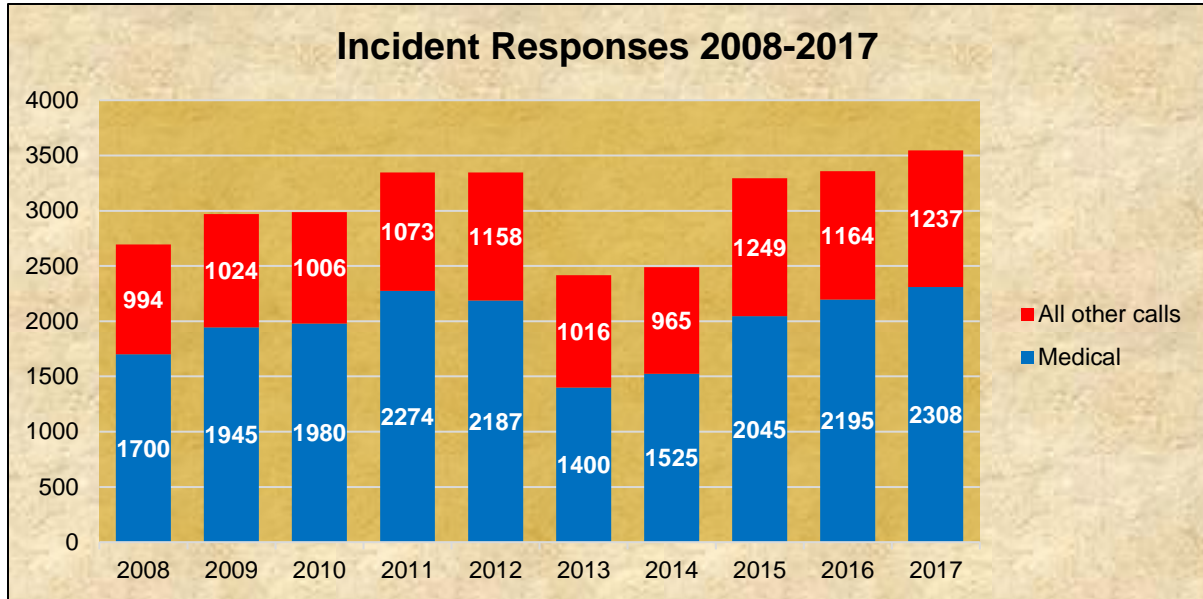
Adam Anderson
6/6/17



Jesse Ingebretson
6/7/17

SUPPRESSION REPORT

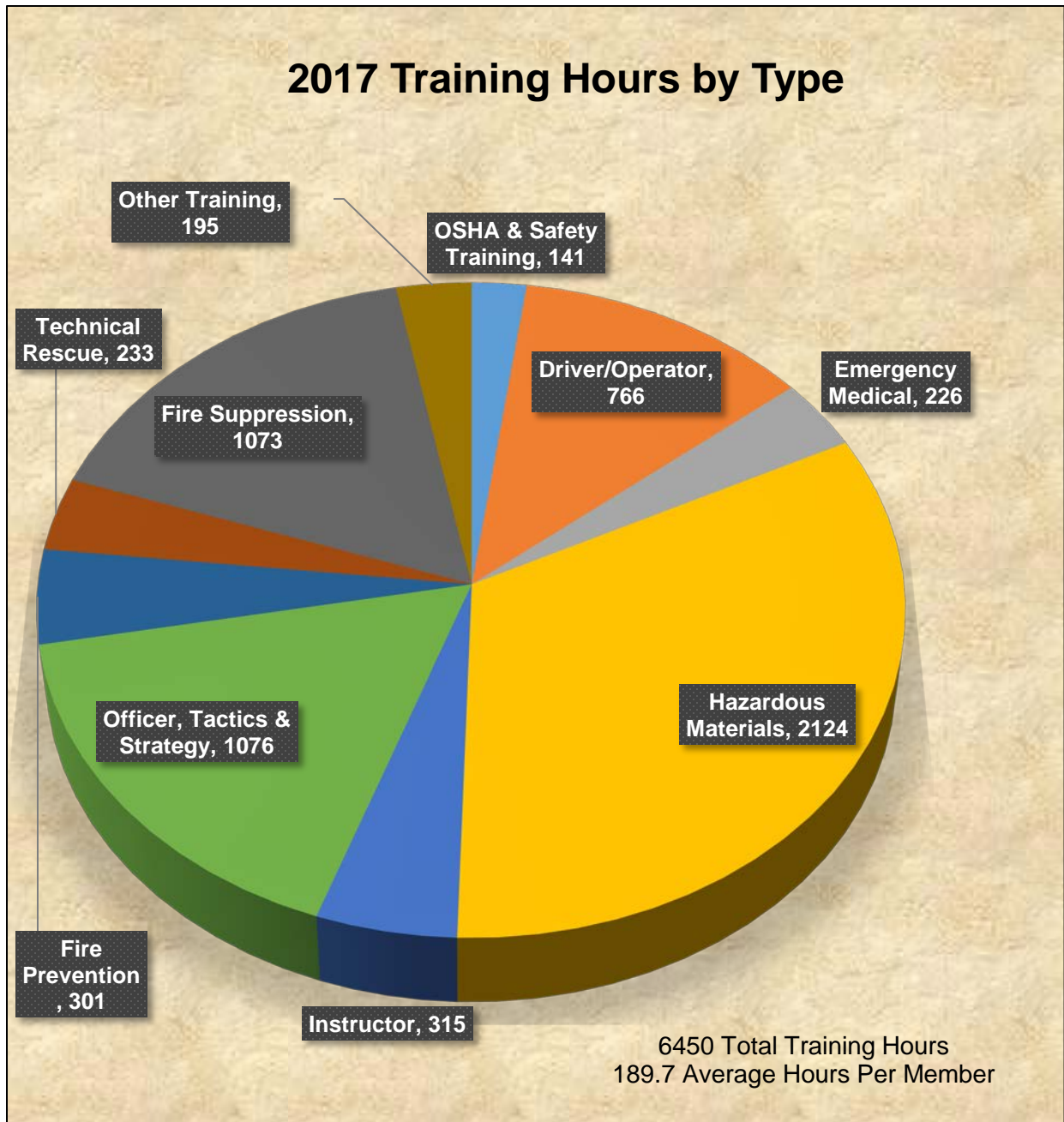
There were 3,545 emergency responses in 2017. This is an increase of 5.54%, as compared to the total of 3,359 in 2016. The stacked bar graph below represents the 10-year trend of our incidents. More detailed incident response information may be found in the NFPA report at the end of this annual report.



Year	2013	2014	2015	2016	2017
Total Losses	2,445,164	719,536	1,062,710	424,097	427,655
Total Value	32,987,948	27,014,655	6,742,500	5,964,490	6,799,446
Total Saved	30,542,784	26,295,119	5,679,790	5,540,393	6,371,791

TRAINING REPORT

In 2017 we completed 6450 total contact hours of training across the many disciplines required to maintain our proficiency and ability to respond to the variety of hazards that face our community.



NFPA REPORT

The following are the applicable statistical sections of the 2017 NFPA report that are used by the Moorhead Fire Department.

NATIONAL FIRE PROTECTION ASSOCIATION FIRE EXPERIENCE REPORT

MOORHEAD FIRE DEPARTMENT

January 2017 to December 2017

Part II: MAJOR FIRES			
Date	Name of Occupant or Owner, Property Use, and Address	Number of Civilian Fire Deaths	Property Loss
1/19/2017	Parking garage, (detached reside 3450 8TH AVE S 315	0	\$100,000.00
3/15/2017	Multifamily dwelling 804 24TH AVE S 1	1	\$55,000.00
4/14/2017	1 or 2 family dwelling 2424 COUNTRY CLUB PKWY	1	\$106,000.00

Part IV: BREAKDOWN OF FALSE ALARM RESPONSES	
Types of False Alarm	Number of Incidents
1. Malicious, Mischievous False Call	28
2. System Malfunction	97
3. Unintentional	292
4. Other False Alarm	9

Part V: INTENTIONALLY SET FIRES IN STRUCTURES AND VEHICLES				
	Number Of Fires	Number of Civilian Fire Casualties		Estimated Property Damage
		Deaths	Injuries	
1. Structure Fires Intentionally Set	1	0	0	\$3.00
2. Vehicle Fires Intentionally Set	0	0	0	\$0.00

Part III: BREAKDOWN OF STRUCTURE FIRES AND OTHER FIRES AND INCIDENTS

A. Fires In Structures By Fixed Property Use (Occupancy) (all in Section A are Incident Type 110-129)	Number Of Fires	Number of Civilian Fire Casualties		Estimated Property Damage
		Deaths	Injuries	
1. Private Dwellings	8	1	0	\$173,713.00
2. Apartments	11	1	0	\$66,560.00
3. Hotels and Motels	0	0	0	\$0.00
4. All Other Residential	1	0	0	\$100.00
5. TOTAL RESIDENTIAL FIRES	20	2	0	\$240,373.00
6. Public Assembly	1	0	0	\$2.00
7. Schools and Colleges	0	0	0	\$0.00
8. Health Care/Penal Institutions	0	0	0	\$0.00
9. Stores and Offices	1	0	0	\$175.00
10. Industry/Utility/Defense/Labs/Manufacturing	0	0	0	\$0.00
11. Storage in Structures	2	0	0	\$100,050.00
12. Other Structures	0	0	0	\$0.00
13. TOTAL STRUCTURE FIRES	24	2	0	\$340,600.00
14a. Highway Vehicles	10	0	0	\$45,654.00
14b. Other Vehicles	2	0	0	\$11,800.00
15. Non-Structure/Non-Vehicle	4	0	0	\$15,000.00
16. Brush/Grass/Wildland	5	0		
17. Rubbish/Dumpsters	11	0		
18. All Other Fires	2	0	0	\$14,601.00
19. TOTAL FOR FIRES	58	2	0	\$427,655.00
20. Rescue/Emergency Medical Responses	2,305			
21. False Alarms	426			
22. Mutual Aid Given	5			
23a. Hazmat Responses	49			
23b. Other Hazardous Responses	56			
24. All Other Responses	646			
25. TOTAL FOR ALL INCIDENTS	3,545			

	Number of Confined Fires	Number of Nonconfined Fires
5. Residential Fires (line 5 above)	3	17
13. Structure Fires (line 13 above)	5	19

2017 NOTES

- Swearing in – Kala Cross – May 8, 2017
- Promotional Ceremony for Gary, Benton, Rick, Trent, and Justin at HQ on 06/29/2017
- Duysen on military deployment – Wallin served as Acting Fire Chief from 07/01/2017-10/15/2017 & Stangeland served as Acting Fire Chief from 10/15/2017 – January 31st, 2018 (or February, 2018)
- Open House, October 8, 2017
- Pipeline Exercise 09/14/17 & Presentation at City Council Meeting on 10/09/2017 given by Chad Stangeland and Bryan Green
- Ventilation Trailer (M-State) used for training
- Hazmat Approval to Submit a Request for Proposal for the Hazmat CAT Team 08/14/17

Gone But Not Forgotten

- Retired Assistant Chief Dean Nelson passed away on June 30, 2017.

Hazmat Grants

- Awarded 2016 Hazardous Materials Emergency Preparedness (HMEP) Grant (01/15/2017- 06/30/2017) for \$19,500 (80% State for \$15,600 and 20% City for \$3,900) for 40 hour Tactical Chemistry Class (Training Instructor Fees)
- Awarded \$20,000 from MN Homeland Security & Emergency Management (HSEM) from the Rail and Pipeline Safety account for a Pipeline Exercise. Resolution 06/12/2017.
- Enter into five year Hazmat CAT Contract with State of MN (resolution 09/25/2017) (10/01/2017- 09/30/2022) at \$60,000.00 per year for a total of \$300,000
 - 1st year (10/01/2017-09/30/2018) for \$60,000
- Enter into a two year Joint Powers Agreement with the State of Minnesota for Hazmat ERT Contract (Resolution 12/11/17) (07/01/2017-06/30/2019) at \$100,000 per year for a total of \$200,000.
 - 1st year (07/01/2017-06/30/2018) for \$100,000